

Lithium Battery Thermal Runaway Vent Gas Analysis

Composition and Effect of Combustion

Thomas Maloney

May 12, 2015



Federal Aviation
Administration



Table of Contents

Background

Introduction

Gaseous Composition

Pressure Rise

Validation and Halon Effectiveness

Summary

Background

- ▶ Numerous explosions have occurred during large scale battery tests.
 - ▶ The class-C cargo area in a 727 exploded in full scale tests conducted by Harry Webster (see the Fire Safety website)
 - ▶ Two cargo containers exploded in tests conducted by Dhaval Dadia
 - ▶ A combustion test showed pressure rise in a 10m³ chamber and initiated this study

Background - Class C compartment

- ▶ Tests had not been performed to quantify the effectiveness of the onboard extinguishing agent in a lithium battery fire.
 - ▶ The required initial halon concentration for class-c compartments is 5%.
 - ▶ The required residual halon concentration for the remainder of the flight is 3%.
- ▶ Pressure relief valves for the compartment become active at about 1 psid and may cause halon to escape if a relatively small combustion event occurred.

Table of Contents

Background

Introduction

Gaseous Composition

Pressure Rise

Validation and Halon Effectiveness

Summary

Objectives

Three series of tests were performed to further understand the gasses vented from lithium batteries.

1. **Small Scale** tests were performed to determine the **gaseous composition** with multiple cell chemistries and SOC.
2. **Small Scale** tests with LiCoO_2 chemistry were performed to determine the **pressure rise** of combustion for various concentrations of vent gas.
3. **Large Scale** tests with LiCoO_2 chemistry were performed to **verify the hazard** and further evaluate the **effectiveness of Halon 1301**.

Table of Contents

Background

Introduction

Gaseous Composition

Pressure Rise

Validation and Halon Effectiveness

Summary

Setup, Procedure - Gaseous Composition

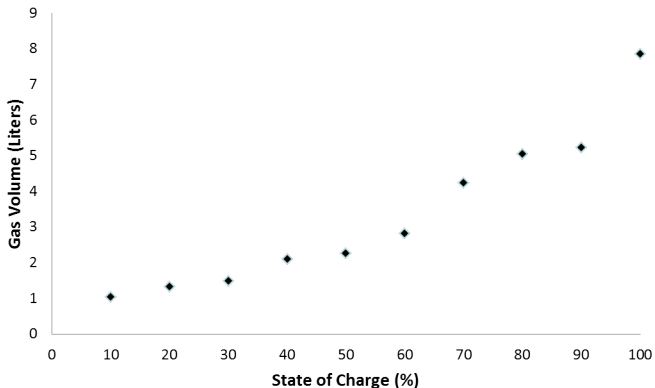
Details were previously presented at the last systems meeting and can be found on the web.

<http://www.fire.tc.faa.gov/systems.asp>

Presentation date: 10/29/2014

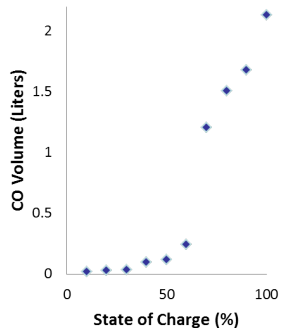
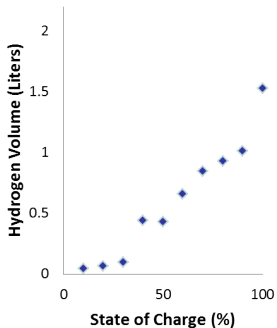
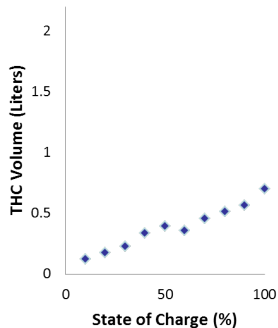
Presentation title: 25. Lithium Battery Thermal Runaway Vent Gas Composition

Results - Gaseous Composition



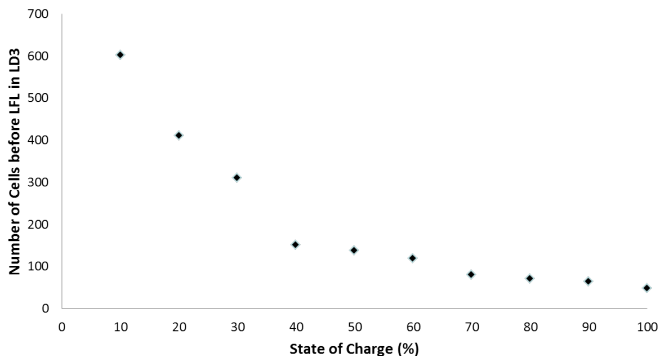
Total gas volume emitted increases as SOC increases.

Results - Gaseous Composition



THC, H₂, and CO increased as charge increased.

Results - Gaseous Composition



The calculated number of cells required for an explosive mixture in an LD3 (150ft³) decreases as SOC increases.

Table of Contents

Background

Introduction

Gaseous Composition


Pressure Rise

Validation and Halon Effectiveness

Summary

Setup - Pressure Rise

Cells vented into combustion sphere and the gases were stored in a heated storage tank.

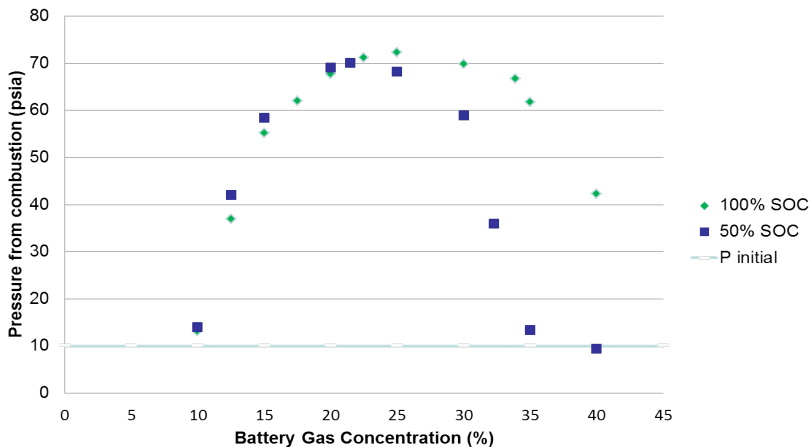


Combustion Sphere



Vent Gas Storage Tank

Results - Pressure Rise



Results - Pressure Rise

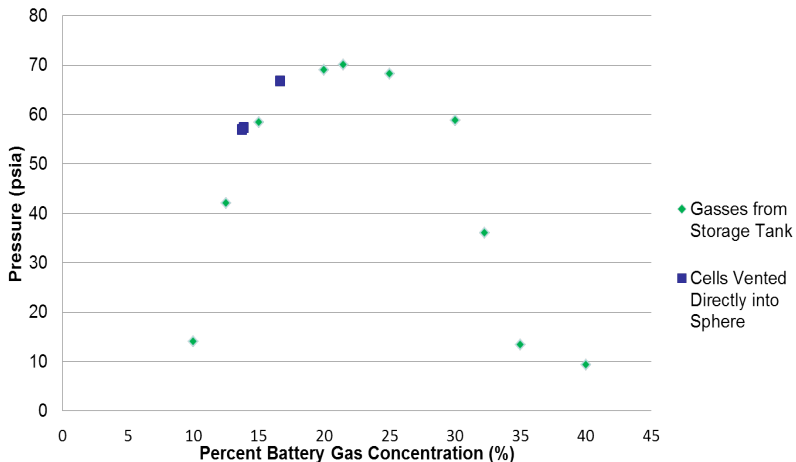


Table of Contents

Background

Introduction

Gaseous Composition

Pressure Rise

Validation and Halon Effectiveness

Summary

Setup - Validation and Halon Effectiveness



Setup - Validation and Halon Effectiveness

Stoichiometric equation was used to determine the required vent gas concentration for cells at 50% SOC to be 12.4%.


Calculation assumed:

- ▶ Concentration THC = Concentration C_3H_8 = 17.55%
- ▶ Concentration H_2 = 19.22%
- ▶ Concentration CO = 5.2%

550 cells produce 1237.39 liters or 12.34% concentration in the $10m^3$ chamber.

Setup - Validation and Halon Effect.

- ▶ Cartridge heater was placed at the center of the 550 LiCoO₂ cell array.
- ▶ Type-k thermocouples were attached to cells at 4 corners and one was attached adjacent to the cartridge heater.
- ▶ Array of cells was enclosed in a steel container with a chimney to create a rich fuel mixture and prevent premature ignition.
- ▶ A fan was present to mix.
- ▶ Spark igniter at center of chamber.
- ▶ Additional instrumentation:
 - ▶ 2 THC analyzers at different heights to check for stratification
 - ▶ An H₂ analyzer
 - ▶ A CO, CO₂, O₂, Halon 1301 analyzer

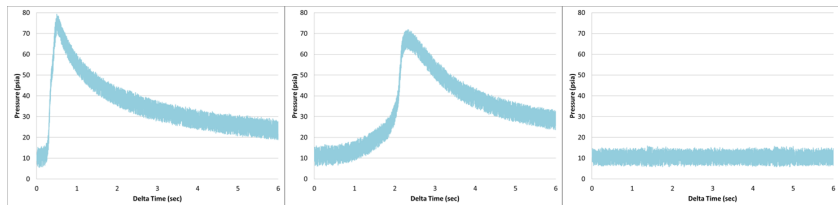


Procedure - Validation and Halon Effect.

- ▶ Baseline Test
 - ▶ The chamber was vacuumed to -6 psi
 - ▶ Thermal runaway was initiated with 550 lithium-ion LiCoO_2 cells at 50% SOC.
 - ▶ A fan was present to adequately mix gasses.
 - ▶ After all cells vented, the spark igniter was activated.

- ▶ Test with Halon 1301
 - ▶ The chamber was vacuumed to -6.53 psi for $\approx 5\%$ halon or -7 psi for $\approx 10\%$ halon and halon was bled in to increase the chamber pressure to -6 psi.
 - ▶ Thermal runaway was initiated.
 - ▶ After all cells vented, spark was activated

Results - Validation and Halon Effect.



No Halon

5.28% Halon

10.43% Halon

Elapsed time from spark ignition

Results - Validation and Halon Effect.

	Predicted Conc. from small scale tests	Actual Conc., No Halon	Actual Conc., 5.28% Halon	Actual Conc., 10.43% Halon
THC	2.47	2.50	2.77	3.20
H ₂	2.70	2.74	3.50	3.54
CO	0.71	1.40	1.50	2.04
CO ₂	3.58	3.97	3.42	4.73

Concentrations were predicted for 8.8m³ to take into account items in the chamber that would reduce the chambers effective volume.

Table of Contents

Background

Introduction

Gaseous Composition

Pressure Rise

Validation and Halon Effectiveness

Summary

Summary

- ▶ Volume of gas emitted from cells increased as SOC increased.
- ▶ THC, H₂ and CO increased as SOC increased
- ▶ The number of cells that can vent in an LD3 before the LFL is reached decreased as SOC increased.
- ▶ Vented gas composition can vary with differing cell chemistries.
- ▶ Combustion of vented gasses from Li-ion cells produced a pressure pulse of 75psia.
- ▶ Halon 1301 was less effective than previously thought at preventing combustion of battery gasses.
- ▶ Small scale tests reasonably predicted gas concentrations for large scale tests.

Questions, Discussion?

Thomas Maloney

609-485-7542

Thomas.Maloney@faa.gov