

Recommendations for Injury Prevention in Transport Aviation Accidents

Presented by:

Lance C. Labun

Authors:

Anita Grierson

Simula Technologies, Inc.

Lisa Jones

NASA Langley Research Center



Aviation Safety Program

In troduction

National Objective: to reduce the rate of fatal aviation accidents by 80% in 10 years

#1 – Accident Avoidance

#2 – Improved Crashworthiness



Purpose of This Research

To identify and prioritize the means to reduce injury and fatality in potentially survivable transport aviation accidents

Examples of Previous Recommendations

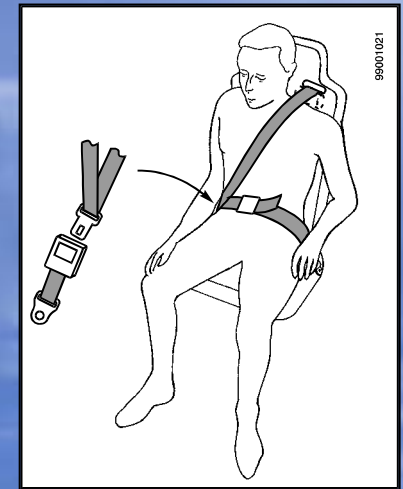
3-point restraints / shoulder harnesses

Floor-to-seat connection and 16-G seating

Overhead bin attachments

Fire retardation

Decreased smoke and toxicity



To Survive an Accident.. CREEP



Container – Maintain occupiable space

Restraint – Maintain tie-down chain

Energy – Remain within bounds of human tolerance

Egress

Post-crash Survival



Research Methods

Case Studies

- 11 accidents reviewed
- Team evaluation (medical and engineering)
- Critical technologies identified and prioritized

Database studies and additional evaluation of commercial rotorcraft and General Aviation aircraft were performed, but are not covered in this presentation

Accident Selection Criteria

“Partially survivable” = 1+ survivor and 1+ fatality

Accident dates: 1985-1994

Sufficient data for analysis, accident investigation is completed

Diversity of accident scenarios

U.S. operators on U.S. soil preferred

Accidents Reviewed

YEAR	LOCATION	Operator and Aircraft	CAUSE	FATAL / SURVIVED
1989	Sioux City, IA	United DC-10-	Engine Failure	111/172
1988	DFW, TX	Delta 727-232	Operational	14/76
1989	Kegworth, England	British Midland 737-400	Engine Failure, Operational	47/79
1991	Los Angeles, CA	Boeing 737	On-ground collision	22/69
1992	Flushing, NY	USAir Fokker 28-4000	Icing / Take-off	27/24
1985	DFW, TX	Delta L1011-385-1	Weather	135/28
1987	Romulus, MI	Northwest MD-DC-9-82	Operational / Take-off	155/1
1987	Denver, CO	Continental MD-DC-9-14	Icing / Take-off	28/54
1994	Charlotte, NC	USAir MD-DC-9-14	Weather	37/20
1989	Flushing, NY	USAir Boeing 737-400	Operational / Take-off	2/21
1990	Cove Neck, NY	Avianca Boeing 707-321B	Landing, Fuel Exhaustion	73/85

Case Study Results and Analysis

Container

Restraint




Energy Management

Egress and Environment


Post-crash Survival

Special Considerations

– Child Passengers



Container



Key difference between survivable and not survivable accidents is occupiable space

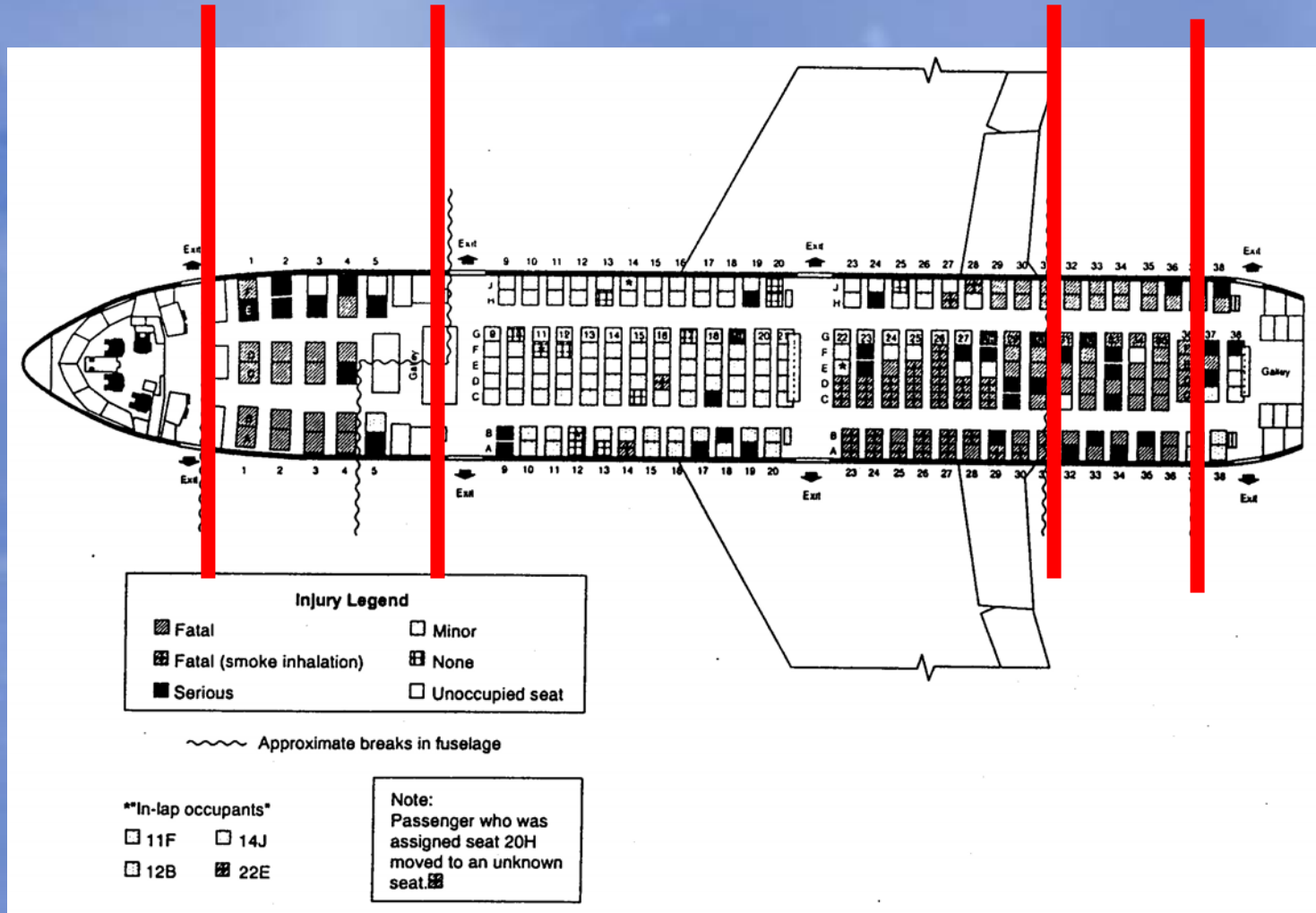
In many scenarios, we know where the aircraft is most likely to break!

- **Structural discontinuities**

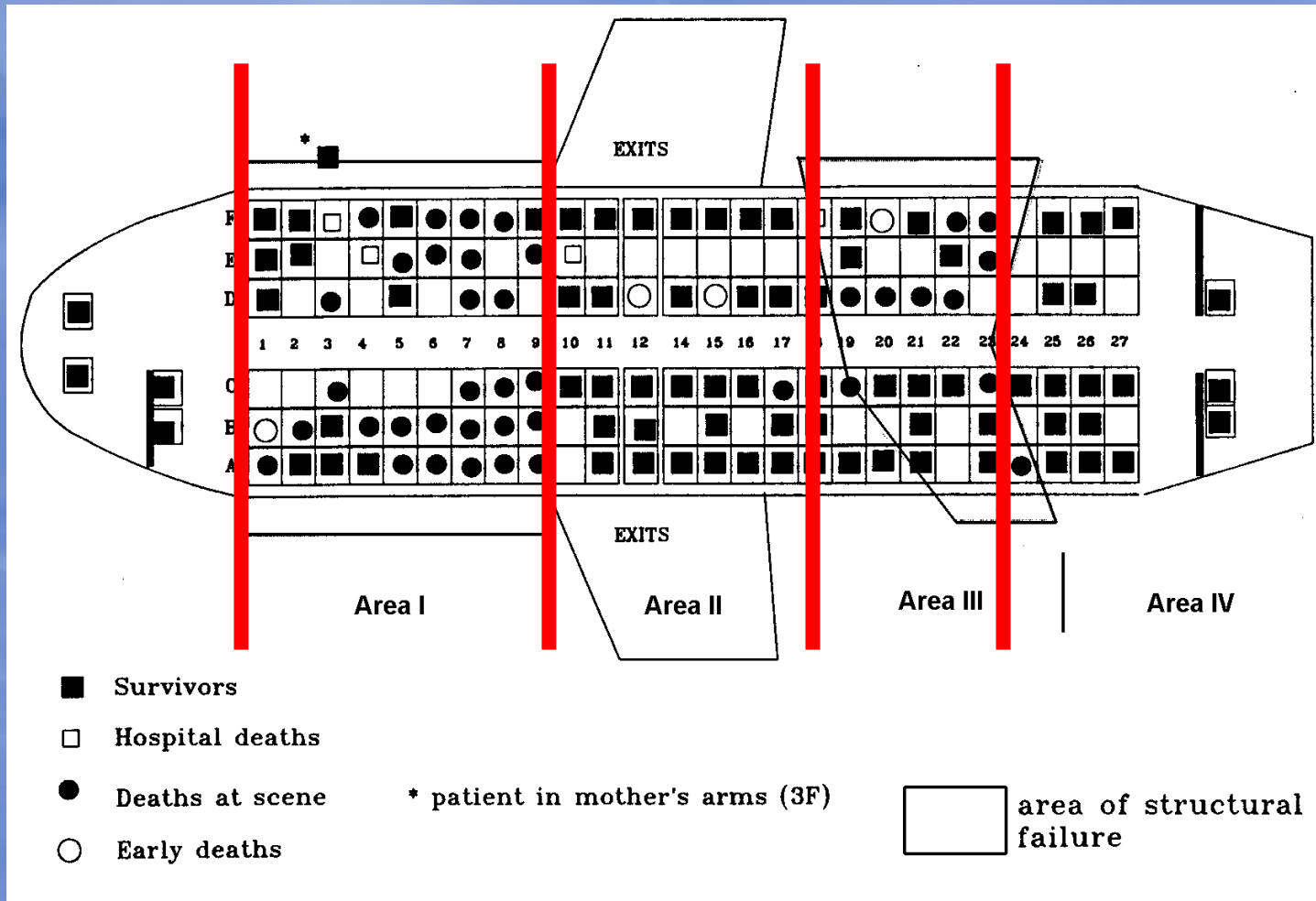
**Minimal ability to affect extremely localized loading and loss of occupiable space
(e.g., Flushing, NY, 1989)**



1989 Sioux City



1989 Kegworth



Recommendations

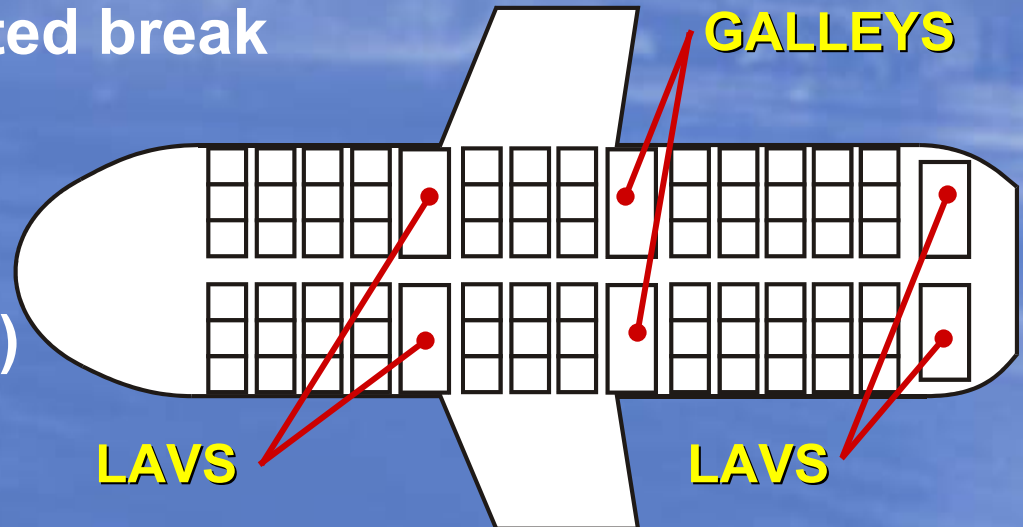
Long-term Recommendation

- Increased structural integrity
- Designed-in break points to take advantage of structural discontinuities

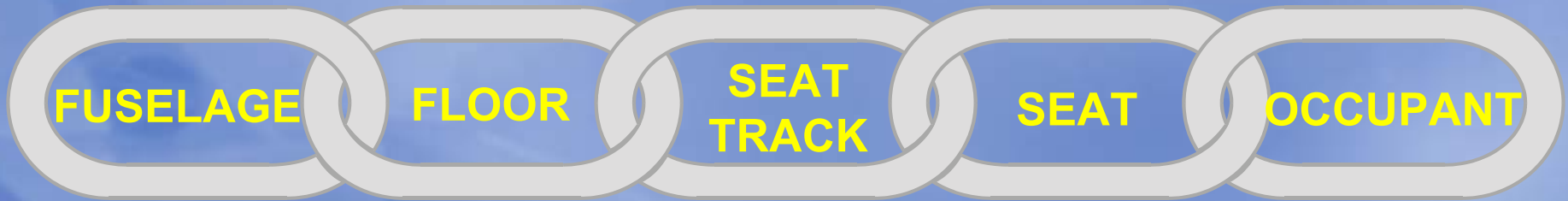
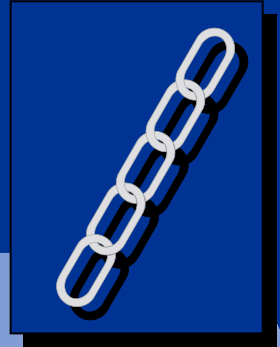


Short-term Recommendation

- Delethalize anticipated break points by locating non-passenger equipment there (e.g., lavs or galleys)



R e s t r a i n t



Failures mostly in early links of the tie-down chain

Seats and restraints are important:

- 9-G seats have often failed and tore out
- 16-G seats have proven beneficial

Recommendations

Long-term Recommendations

- Improved floor integrity (alternative load paths and out-of-plane loading)
- Increased seat track integrity (16-G structural)

Short-term Recommendations

- Limit track loading in existing systems (e.g., an EA device between 9-g seat and seat track)
- Improved pelvic and torso restraint that can limit loads transferred top floor (e.g., haulback reels, 3-point restraints and air bags, alternative seat and restraint designs)

Energy Management



Most serious injuries are head injury and loss of consciousness, thoracic injury, and lower extremity injury

Various mechanisms of injury including seating and restraint loading and airborne debris



Seating

Results:

- Impact with seat in front produced mostly head injuries with some thoracic injury
- Loss of consciousness can be critical

Recommendations:

- Delethalize seat backs
- Seek and apply metrics for unconsciousness
- Use 36 msec HIC so aviation R&D can be directly compared to automotive R&D

Lower Extremity Injury

Results:

- 16-G seating: Lower extremity fractures from bending around front tube or direct impact when seats become detached
- Prevents ability to egress



Recommendations:

- Change test requirements to include femoral bending and tibial fracture

Airborne Debris

Results:

- Posterior head impact from baggage and overhead bins
- Shorter or ‘protected’ passenger received less severe injury than their neighbors



Recommendations:

- Delethalize baggage storage – improve bins (16-G standard) or seek alternative baggage storage
- Increase seat back height and compartmentalization

Egress and Environment

Results:

- Egress relied upon chance in many circumstances
 - Inability to locate usable exits, particularly when severe structural damage occurred
 - Usefulness of and flow through exits and slides particularly in non-level attitudes
- Fire, smoke, and toxicity were factors in accidents that were otherwise survivable



Recommendations

Improve exit door integrity and function

Increase the number and spacing of planned exits

Design in break points

Continued research and development in fire suppression, reduced flammability and toxicity, and alternative means to extend time to egress in fire scenarios

Post-crash Survival

Survivability does not end with egress

Emergency response made a life-death difference

(e.g., drownings, waiting for extrication, on-site triage)

Passengers cited well trained flight attendants as essential to their egress but often assistance did not continue once outside aircraft



Special Considerations – Child Passengers

Repeated examples of loss of control of lap-held infant (e.g., Sioux City, Charlotte, Cove Neck NY, Denver)

Survival of lap-held children is left to chance

Children should be afforded equivalent level of safety as other passengers

- Require ALL passengers to be restrained
- Require child restraint devices to perform appropriately in aviation environment

Conclusions

Study limitations

- **Accessibility of detailed information**
 - **Accident reports have a limited focus on occupant survivability issues**
 - **Limited injury and autopsy data was available**
 - **Too much focus on seating system and not on whole picture of survivability**
- **High variability in accident scenarios and small number of accidents limit ability to perform statistical analyses**

General Recommendations

Cabin- or seat-mounted crash data recorders to provide data usable for occupant survivability evaluation

Increased training and resources for accident survivability investigations

Increased survivability requirements for new aircraft

Increased focus on short-term methods for risk reduction

Conclusions

Accident	Occupiable Space	Restraint			Energy Management		Egress		Child Safety
		Floor	Seat	Occupant	Seating	Baggage	Exits	Fire	
Sioux City	A			B	B/P	B	B	A	A
1988 DFW							A	A	
Kegworth	A	A	B/P	B	A	A		P	
Los Angeles							A	A	
1992 NY	A	B	A		B	B		B	
1985 DFW	A							A	
Detroit	**				P				
Denver	A	A	A		B	B			A
Charlotte	A	A	A		B	B	B	A	A
1989 NY	A								
1990 NY	A		A		A				B

A = Major cause of injury or fatality B = Minor cause of injury or fatality P = Preventative benefit clearly demonstrated
 ** = Accident was non-survivable

Container is #1 priority for long-term improvement in survivability

Future Considerations

Additional Complications:

- Larger aircraft and increased load factors
- Aging aircraft population
- Aging passenger population
- Runway incursions / “land-and-hold-short”
- Increased pressure on pilots and airlines for on-time arrivals



Acknowledgements

We gratefully acknowledge the assistance of the following people and organizations:

- Dr. Dennis Shanahan and Mr. Richard Chandler**
- NASA Langley Research Center, CAMI, NTSB, FAA**

Thank You!

A blue-tinted photograph of an airport tarmac. In the foreground, the tail of a large airplane is visible on the left, featuring a circular logo. In the background, a large terminal building is visible on the right. The sky is filled with soft, white clouds. The overall scene is slightly out of focus, creating a sense of depth and atmosphere.

Q u e s t i o n s ?

Crash brace position

Results:

- Appears to reduce severity of injury (data not clear)
- Internal Simula study: sufficient time to instruct brace position in 20-25% of accidents

Recommendation:

- More research and education is needed regarding best brace positions, particularly for obese and tall passengers or when particularly small seat pitches are used